

NATIONAL WASTEWATER DRUG MONITORING PROGRAM



AUSTRALIAN
**CRIMINAL
INTELLIGENCE
COMMISSION**


SNAPSHOT



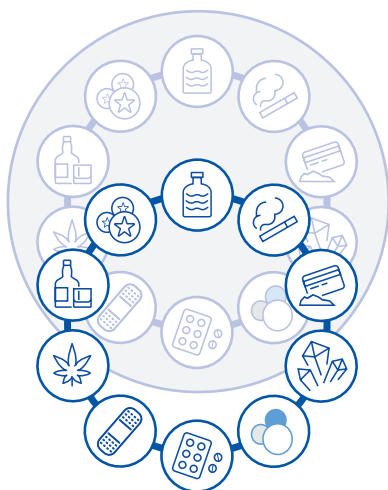
The April 2022 collection covers around **56 per cent** of Australia's population—about **14.1 million Australians**.



Capital city **cocaine, heroin and ketamine** average consumption exceeded regional consumption.



Regional **alcohol, nicotine, methylamphetamine, MDMA, MDA, oxycodone, fentanyl and cannabis** average consumption exceeded capital city consumption.



In April 2022, with the exception of heroin, changes in consumption in both capital city and regional sites **mirrored each other** at the national level.

December 2021 to April 2022 highlights:

Methylamphetamine consumption increased in capital cities and regional sites
Heroin consumption increased in regional sites

Record lows in capital cities and regional sites

 **MDMA** (April)

 **MDA** (April)

 **Oxycodone** (April)

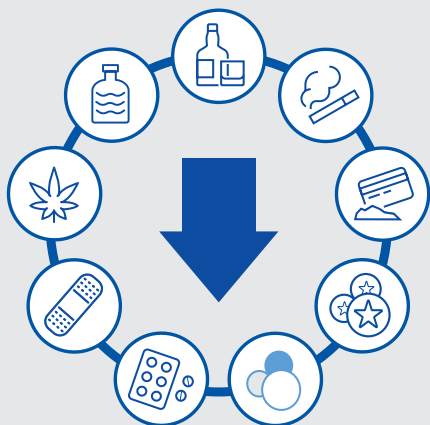
 **Fentanyl** (April)

NATIONAL WASTEWATER DRUG MONITORING PROGRAM




AUSTRALIAN
CRIMINAL
INTELLIGENCE
COMMISSION

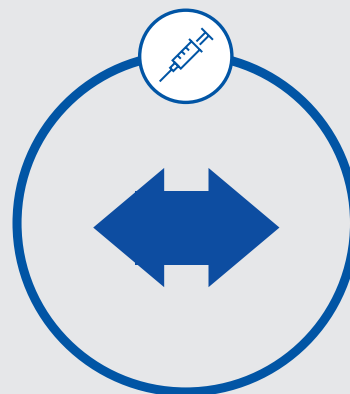
Between December 2021 and April 2022, the population-weighted average capital city consumption of:



alcohol, nicotine, cocaine, MDMA, MDA, oxycodone, fentanyl, cannabis and ketamine **decreased**

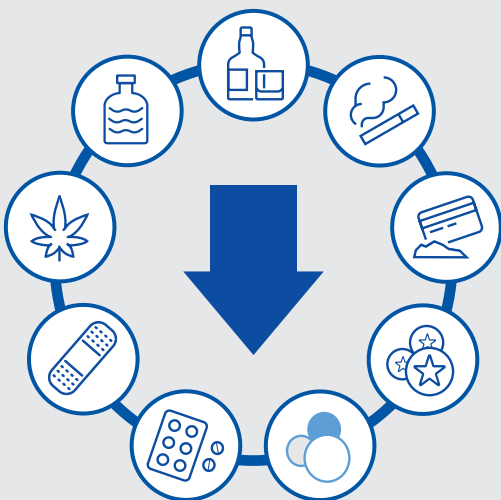


methylamphetamine **increased**

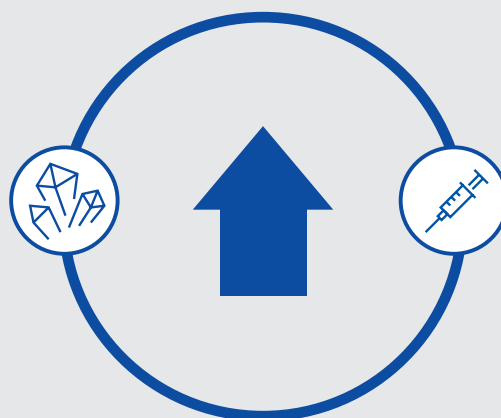


heroin **relatively stable**

Between December 2021 and April 2022, the population-weighted average regional consumption of:



alcohol, nicotine, cocaine, MDMA, MDA, oxycodone, fentanyl, cannabis and ketamine **decreased**



methylamphetamine and heroin **increased**