

NATIONAL WASTEWATER DRUG MONITORING PROGRAM




AUSTRALIAN
CRIMINAL
INTELLIGENCE
COMMISSION



The December 2022 collection covers around **55 per cent** of Australia's population—about **14 million Australians**.



Capital city **methylamphetamine, cocaine, MDMA, MDA, heroin** and **ketamine** average consumption exceeded regional consumption.



Regional **alcohol, nicotine, oxycodone, fentanyl** and **cannabis** average consumption exceeded capital city consumption.

December 2022 and February 2023 highlights

Record lows:



Oxycodone
regional (December)
capital city (February)



Alcohol
regional (December)
capital city (February)



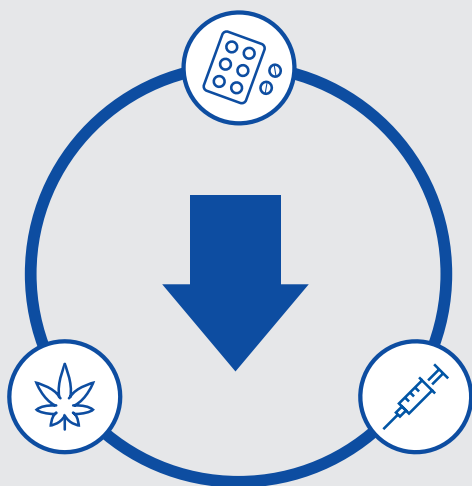
Nicotine
regional (December)

NATIONAL WASTEWATER DRUG MONITORING PROGRAM

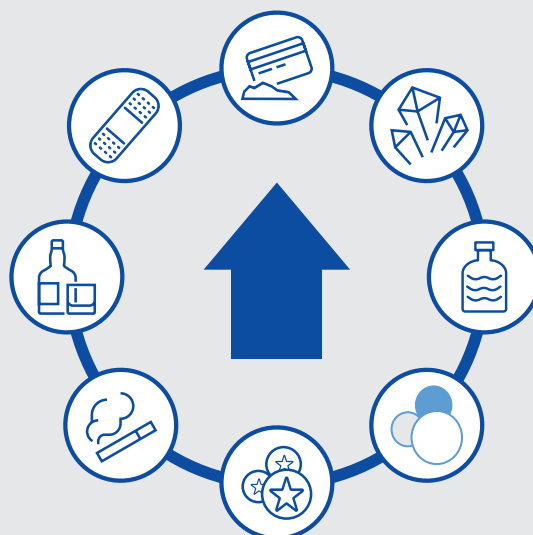


AUSTRALIAN
CRIMINAL
INTELLIGENCE
COMMISSION

Between August and December 2022, the population-weighted average capital city consumption of:



heroin, oxycodone and
cannabis **decreased**



alcohol, nicotine, methylamphetamine,
cocaine, MDMA, MDA, fentanyl and
ketamine **increased**

Between August and December 2022, the population-weighted average regional consumption of:



alcohol, nicotine, heroin, oxycodone
and cannabis **decreased**



methylamphetamine, cocaine,
MDMA, MDA, fentanyl and
ketamine **increased**

NATIONAL WASTEWATER DRUG MONITORING PROGRAM



AUSTRALIAN
CRIMINAL
INTELLIGENCE
COMMISSION

INTERNATIONAL DRUG COMPARISONS

Methylamphetamine
consumption in Australia ranked
3rd of 25 SCORE countries

Cocaine consumption in
Australia ranked **18th** of
27 SCORE countries



MDMA consumption in
Australia ranked **21st** of
27 SCORE countries

Cannabis consumption
in Australia ranked **6th** of
16 SCORE countries