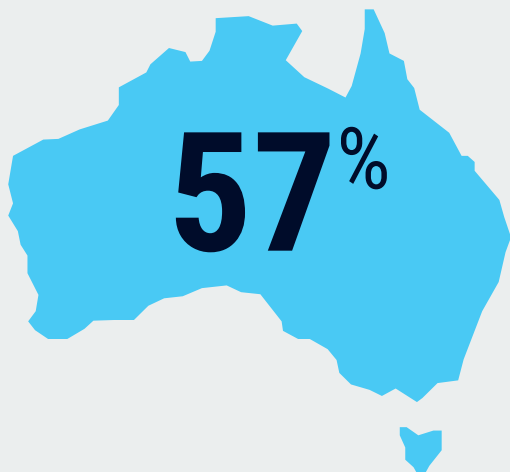



SNAPSHOT



The August 2023 collection covers around **57 per cent** of Australia's population – about **14.5 million Australians**.



Capital city **cocaine, MDA, heroin and ketamine** average consumption exceeded regional consumption.



Regional **alcohol, nicotine, MDMA, methylamphetamine, oxycodone, fentanyl** and **cannabis** average consumption exceeded capital city consumption.

AUGUST AND OCTOBER 2023 HIGHLIGHTS



**RECORD
LOW**



ALCOHOL

regional (August, tied with December 2022)



**RECORD
HIGH**



COCAINE

regional (August)

Between April and August 2023, the population-weighted average capital city consumption of:



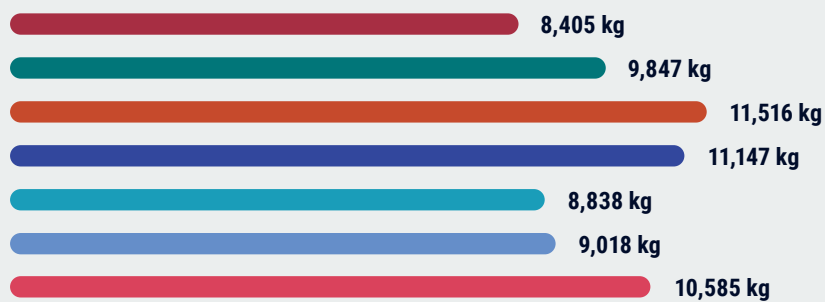
Between April and August 2023, the population-weighted average regional consumption of:




Year 1 (2016-17) Year 2 (2017-18) Year 3 (2018-19) Year 4 (2019-20) Year 5 (2020-21) Year 6 (2021-22) Year 7 (2022-23)




Methylamphetamine



Cocaine



MDMA



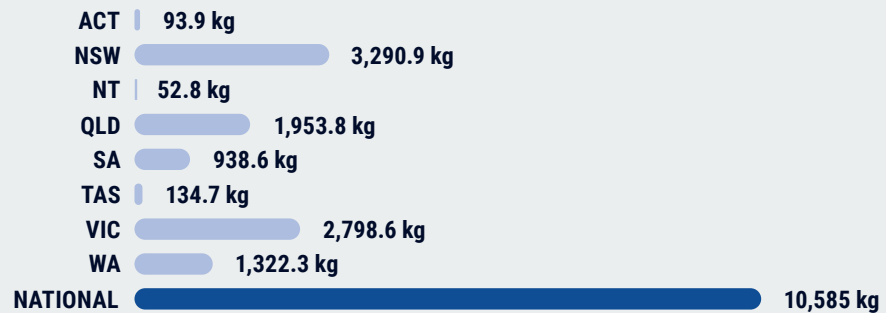
Heroin



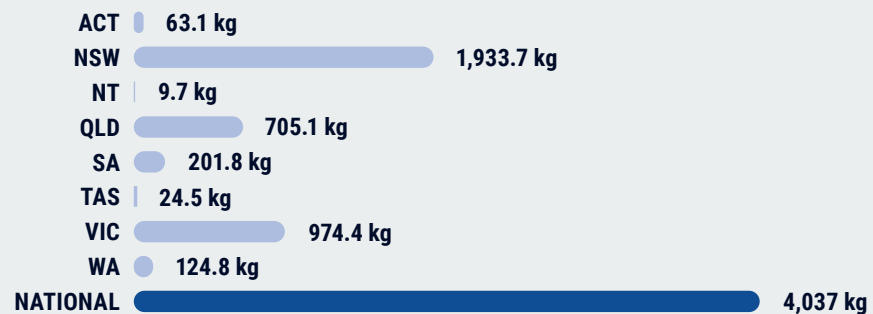
Estimated state and territory annual consumption of methylamphetamine, cocaine, MDMA and heroin for Year 7 of the Program.



Methylamphetamine



Cocaine



MDMA



Heroin




YEAR 7 TRENDS

Between Year 6 and 7 of the Program (August 2022 to August 2023) total estimated consumption of **methamphetamine, cocaine, MDMA** and **heroin** increased by 2.3 tonnes, or 17 per cent of the combined weight.



MARKET IMPACTS:

Consumption of **methamphetamine, cocaine** and **MDMA** increased 17%, 19% and 33% respectively. Heroin consumption decreased by 7%.



MARKET VALUE:

The estimated street value of the 4 drugs in Year 7 was **\$12.4 billion**, up from \$10 billion in Year 6.