


SNAPSHOT



The December 2023 collection covers around **55 per cent** of Australia's population – about **14.1 million Australians**.



Capital city **alcohol, cocaine, MDMA, MDA, heroin** and **ketamine** average consumption exceeded regional consumption.



Regional **nicotine, methylamphetamine, oxycodone, fentanyl** and **cannabis** average consumption exceeded capital city consumption.

DECEMBER 2023 HIGHLIGHTS

RECORD HIGHS



COCAINE

capital city and regional



NICOTINE

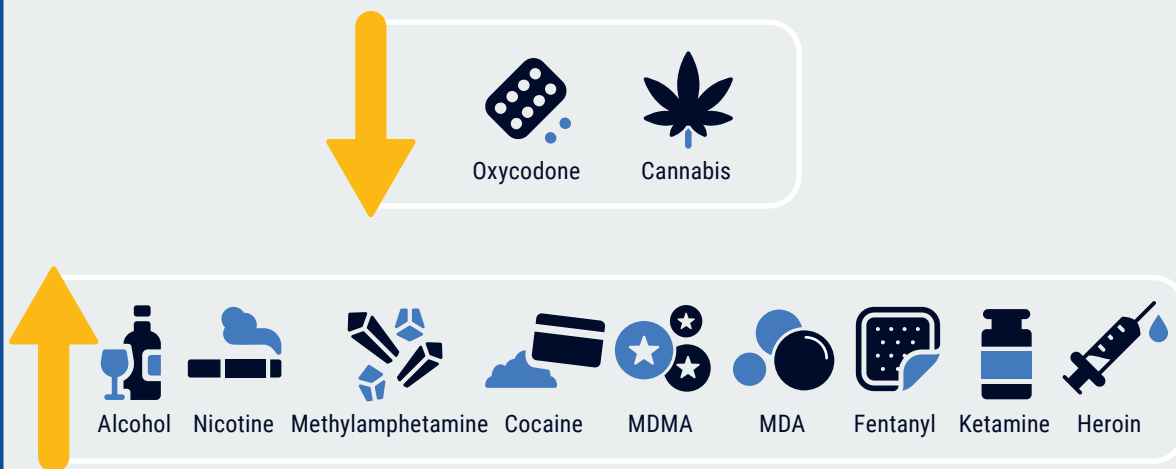
regional



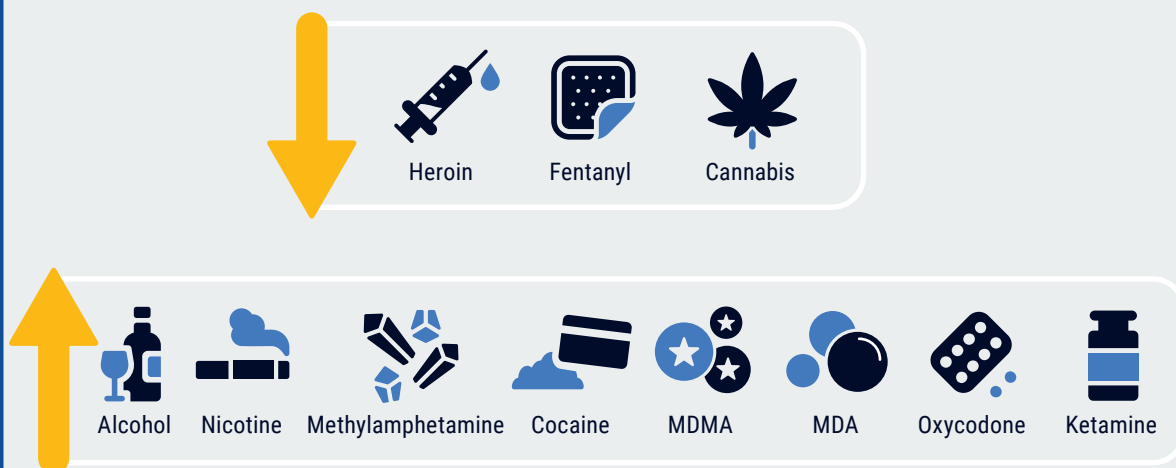
METHYLAMPHETAMINE

capital city

Between August and December 2023, the population-weighted average **capital city** consumption of:



Between August and December 2023, the population-weighted average **regional** consumption of:



INTERNATIONAL DRUG CONSUMPTION COMPARISONS



METHYLAMPHETAMINE

consumption in Australia ranked
2nd of 30 SCORE* countries



COCAINE

consumption in Australia ranked
20th of 32 SCORE* countries



MDMA

consumption in Australia ranked
15th of 33 SCORE* countries



CANNABIS

consumption in Australia ranked
3rd of 20 SCORE* countries

*SCORE – Sewage Core Group Europe covering Europe, Asia, the Americas and Oceania.