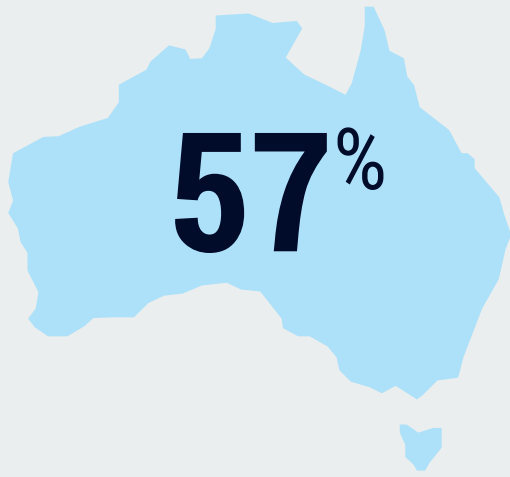


SNAPSHOT



The August 2025 collection covers around **57 per cent** of Australia's population – about **14.5 million Australians**.

RECORD HIGHS

December 2024



August 2025




October 2025



LIKELY FUTURE TRENDS

There is potential for further increases in **methylamphetamine** and **cocaine** consumption. **Heroin** consumption continues to fluctuate and there are indications that consumption of **MDMA** may have plateaued.

FURTHER INCREASE



FLUCTUATION

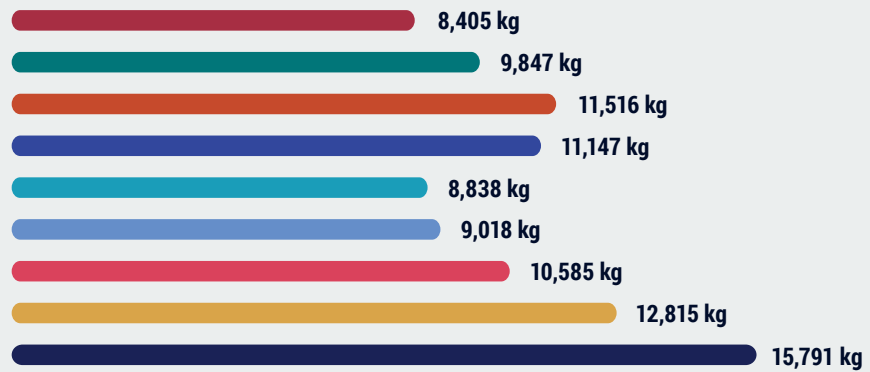


PLATEAUED







Methylamphetamine



Cocaine



MDMA



LEGEND

- Year 1 (2016-17)
- Year 2 (2017-18)
- Year 3 (2018-19)
- Year 4 (2019-20)
- Year 5 (2020-21)
- Year 6 (2021-22)
- Year 7 (2022-23)
- Year 8 (2023-24)
- Year 9 (2024-25)




Heroin



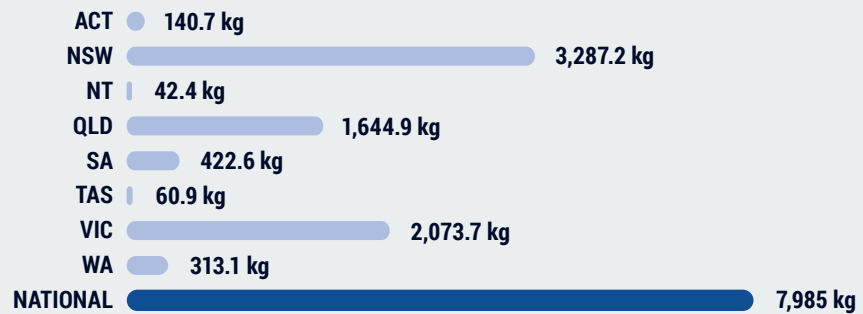
Estimated state and territory annual consumption of methylamphetamine, cocaine, MDMA and heroin for Year 9 of the Program.



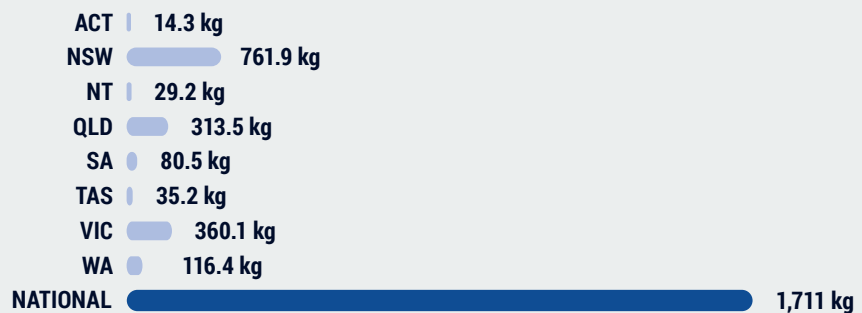
Methylamphetamine



Cocaine



MDMA



Heroin



YEAR 9 TRENDS


Between Year 8 and 9 of the Program (August 2024 to August 2025) total estimated consumption of **methylamphetamine, cocaine, MDMA** and **heroin** increased by 4.6 tonnes, or 21 per cent of the combined weight.



MARKET IMPACTS:

Consumption of **methylamphetamine, cocaine, MDMA** and **heroin** increased 23%, 17%, 20% and 23% respectively.

INCREASE



MARKET VALUE:

The estimated street value of the 4 drugs in Year 9 was a record **\$14.3 billion**, up from \$11.5 billion in Year 8.

INTERNATIONAL DRUG CONSUMPTION COMPARISONS 2024



METHYLAMPHETAMINE

consumption in Australia ranked
2nd of 34 SCORE* countries



COCAINE

consumption in Australia ranked
24th of 34 SCORE* countries



MDMA

consumption in Australia ranked
12th of 33 SCORE* countries



CANNABIS

consumption in Australia ranked
7th of 26 SCORE* countries

*SCORE – Sewage Core Group Europe covering Europe, North and South America and Oceania.